

# कार्यालय भवन



# कार्यालय भवनबारे जानकारी

## कार्यालय भवन :

- मालिक: संचालक सुरेश मान मल्ल रहेको विरा हाउजिड प्रा.लि.  
(स्थायी लेखा नं. ३०१८१०८९०)
- मिति २०६८।०२।०१ मा ६ वर्षको लागि ४४८२ वर्गफिट मल्ल कम्प्लेक्सको चौथो तला भाडा पहिलो सम्झौता भएको ।
- मिति २०७४।०३।१६ मा ५ वर्षको लागि दोश्रो सम्झौता भई रु.३४०१२०।०० भाडा कायम गरिएको, र
- प्रत्येक २/२ वर्षमा भाडा पूनरावलोकन गरिने सम्झौता वमोजिम भाडा वृद्धिको लागि निवेदन आउन सक्ने। साथै,
- २०७८ ज्येष्ठ भित्र पूनः भाडा सम्झौता गर्नुपर्ने वा अर्को विकल्प खोज्नुपर्ने ।

# दरबन्दी र कर्मचारी पूर्तिको अवस्था

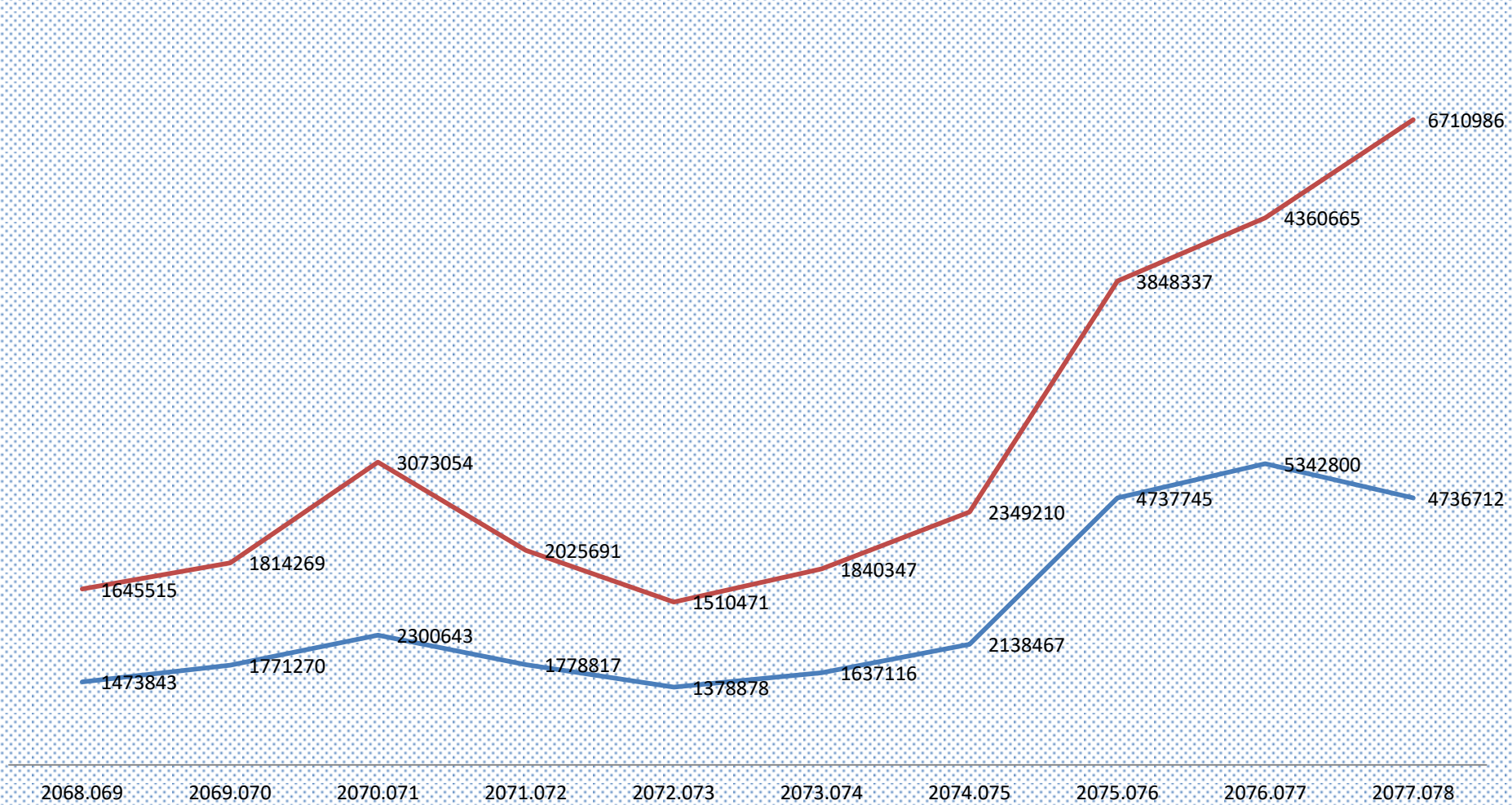
## कर्मचारी :

- कूल २८ दरबन्दी मध्ये कर अधिकृत २ जना दरबन्दी भन्दा कम छ। अन्य सबै दरबन्दी बमोजिम नै पूर्ति भइ हाल कुल २६ जना कार्यरत रहेको
- सबै कर्मचारीहरु उत्साही, इमान्दार र उर्जाशील रहेको ।

# कर संकलन शाखा :

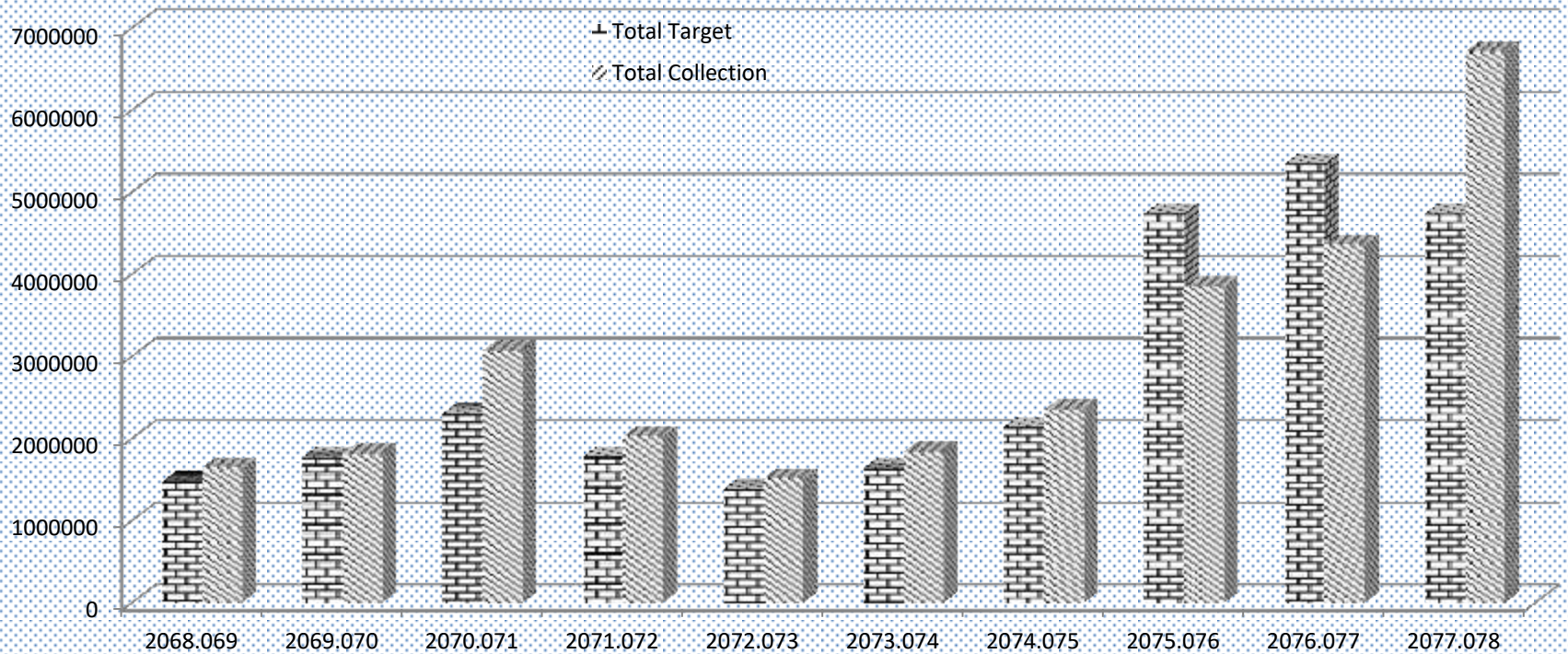
## Comparison Chart of Revenue Target and Collection of 2068/089 to 2077/078

— Target — Collection



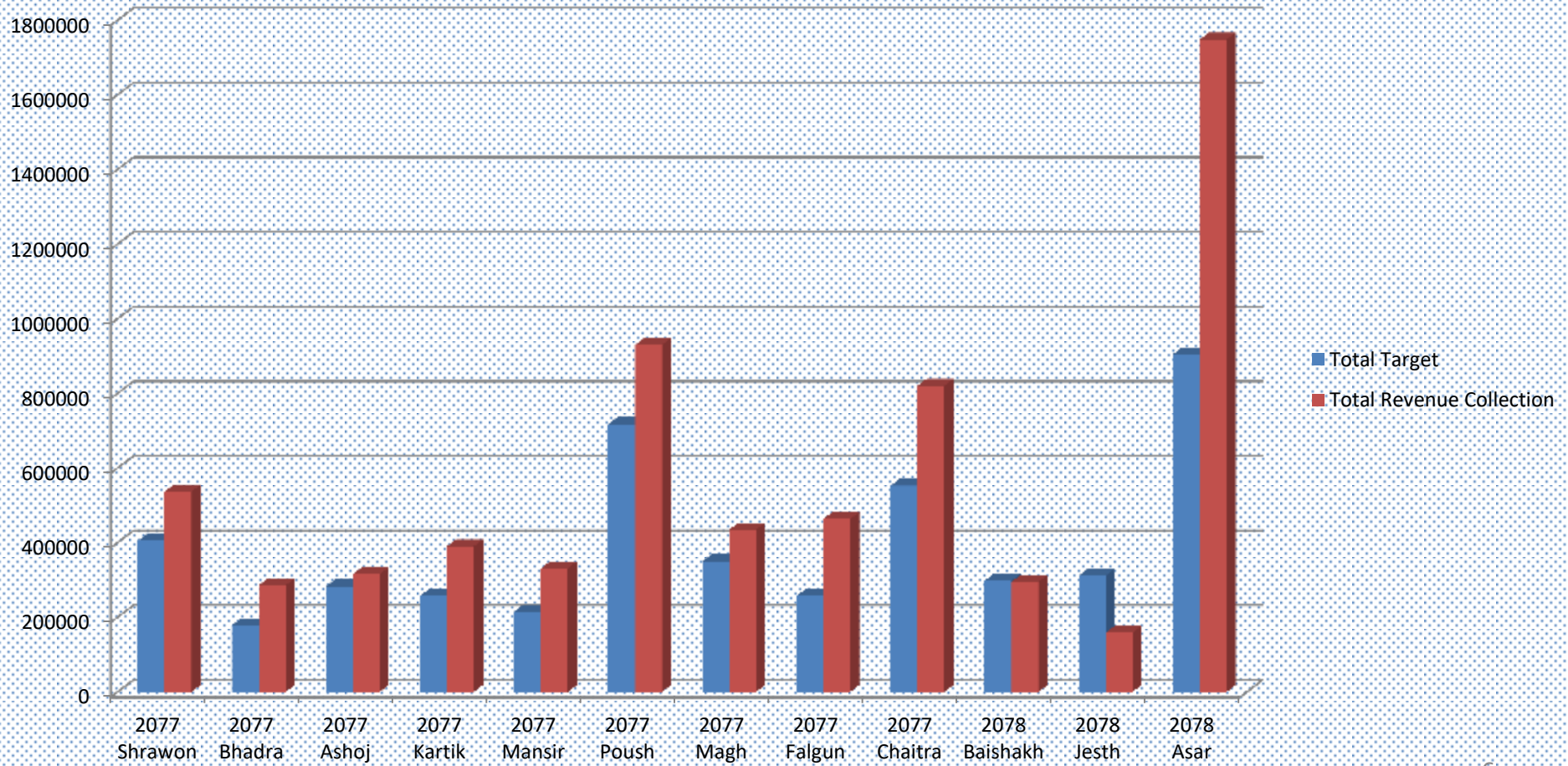
## Comparison Chart of Revenue Target and Collection of 2068/069 to 2077/078

Fiscal Year	Total Target	Total Collection	Percentage
2068.069	1473843	1645515	111.65
2069.070	1771270	1814269	102.43
2070.071	2300643	3073054	133.57
2071.072	1778817	2025691	113.88
2072.073	1378878	1510471	109.54
2073.074	1637116	1840347	112.41
2074.075	2138467	2349210	109.85
2075.076	4737745	3848337	81.23
2076.077	5342800	4360665	81.62
2077.078	4736712	6710986	129.67



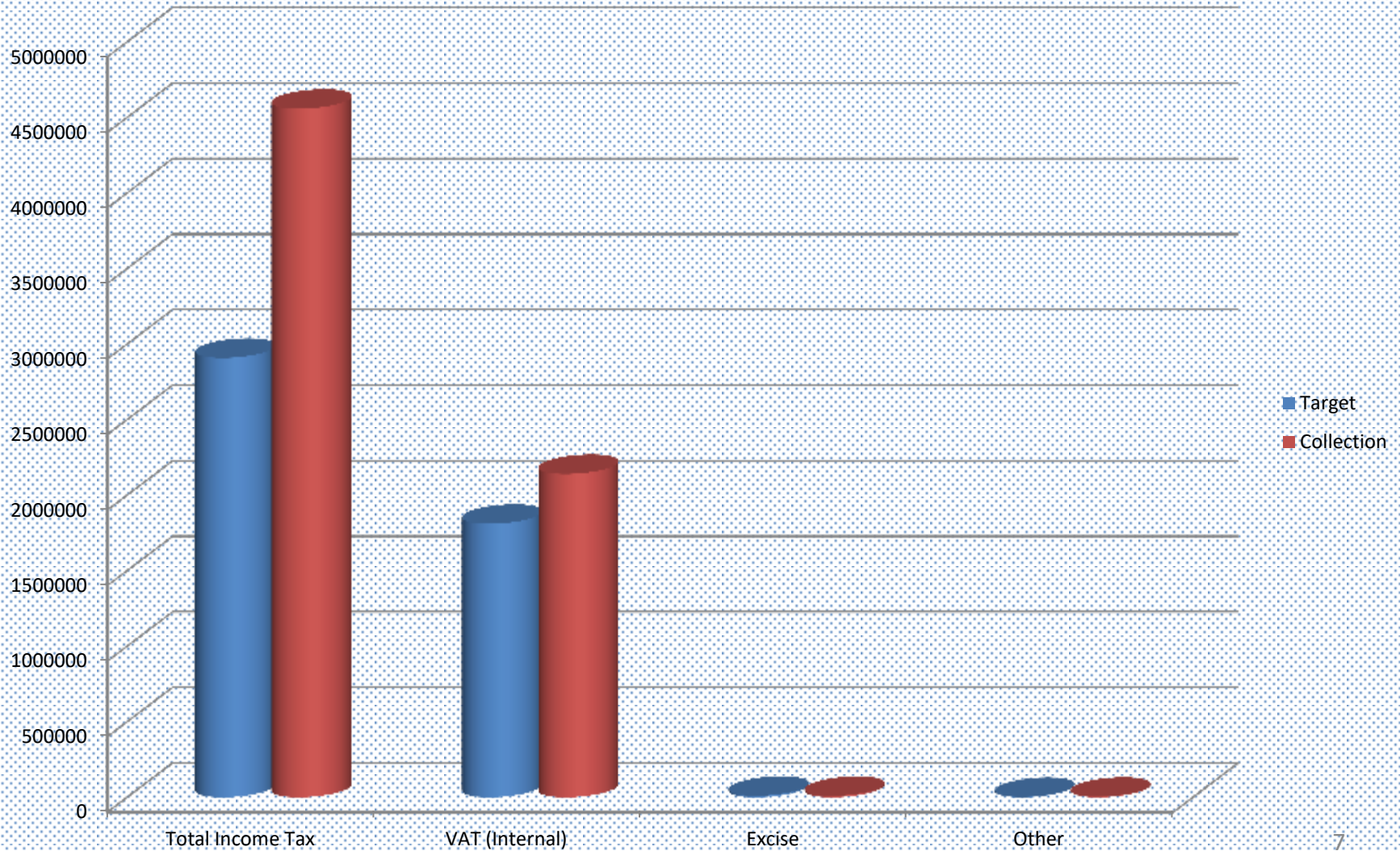
## Comparison Chart of monthly Revenue Target and Collection of 2077/078

	2077 Shrawon	2077 Bhadra	2077 Ashoj	2077 Kartik	2077 Mansir	2077 Poush	2077 Magh	2077 Falgun	2077 Chaitra	2078 Baishakh	2078 Jesth	2078 Asar
Total Target	404631	178195	282879	257296	215145	717572	350088	257288	552367	298065	311741	904663
Total Revenue Collection	536965	285726	315708	390203	331439	929760	434550	463281	820328	294893	158667	1748188



## Comparison Chart of Revenue Target and Collection of 2077/078

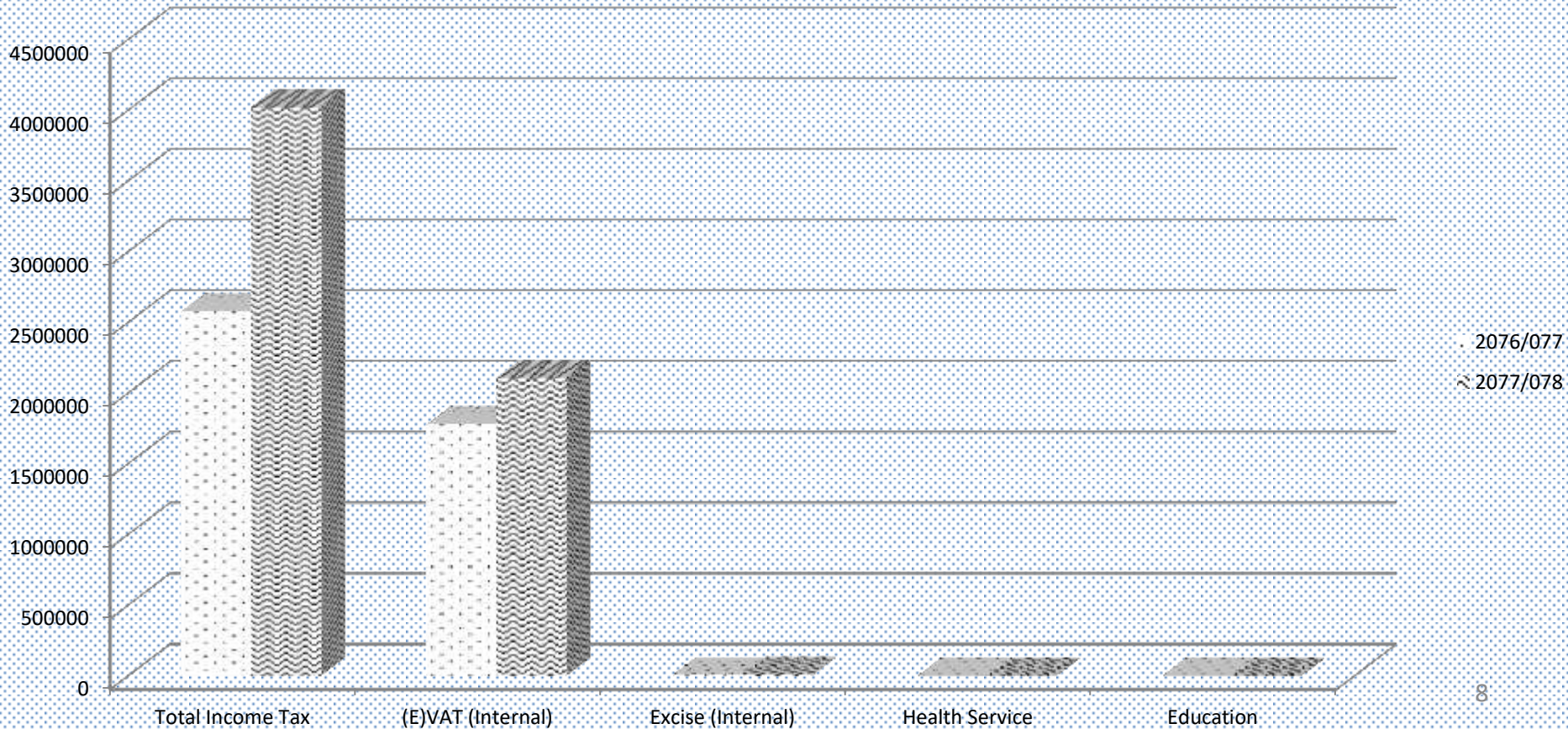
	Target	Collection
Total Income Tax	2908375	4557588
VAT (Internal)	1810007	2139845
Excise	10052	9306
Other	1496	2969
	4729930	6709708





## Comparison Chart Revenue Collection of 2076/077 and 2077/078

	2076/077	2077/078	Difference	Growth Rate
(A) Income Tax	2434572	3868030		
(B) House Rent Tax	95175	102846		
(C) Interest	46022	52439		
Total Income Tax	2575769	4023315	1447546	56.20
(E)VAT (Internal)	1779069	2108907	329838	18.54
Excise (Internal)	5785	6914	1129	19.52
Health Service	42	995	953	2269.05
Education	0	1975	1975	1975.00
<b>Total</b>	<b>4360665</b>	<b>6142106</b>	<b>1781441</b>	<b>40.85</b>





## कर परीक्षण शाखा:

66	Total (Vat, ITx & Excise) Old Selection	No	yield
Target for Assessment			
	No	111	
36	Full Audit AA in ITx (in '000)	44040	397
37	Full Audit MA in VAT (in '000)	26287	237
38	Full Audit Excise Assessment (in '000)	0	
107	Full Audit Loss Recovery(in '000)	420966	3792
Current Year Audit			
149	Current Year Audit of VAT (No)	13	
150	CYA MA in VAT (in '000)	8542	657
151	TDS Audit ( No)	47	
152	TDS Demand (Rs in 000)	13411	285
Detail Investigation			
112	Comprehensive Investigation (No)	9	
219	Investigation based on Internal and External Information (No)	2	
372	Investigation of Capital Gain Tax in disposal of land or building & share (No)	0	
114	Investigation by Indirect Method (No), under invoicing of VAT (No)& Professionals Business (No)	0	
225	Investigation of under invoicing of VAT (No)	0	
153	Comprehensive Investigation/Other Investigation AA of IT ('000)	12740	1416
154	Comprehensive Investigation/Other Investigation MA of VAT (000)		
251	Comprehensive Investigtaiion Excise Assessment (000)	0	
171	Market Monitoring (No)	342	
242	Fine and Penalty from market monitoring (000)	567	2